

## MAINTENANCE

If the power cord is damaged, it must be replaced by a qualified professional to avoid danger.

## CLEANING

1. Before cleaning, please unplug the product and let it cool down.
2. Do not put the product, power cord and/or plug into the water. Keep the cord dry.
3. Never clean the product with alcohol or solvent-based cleansers.
4. Please clean the surface by wet towel first and then dry it with a soft cotton cloth.

NOTE: Do not use a metal ball or a rough cloth to wipe the towel rack, it will scratch the surface of the product.

5. Please do not use alcohol or solvents on plastic components, it will cause the cracking and ageing of these parts.

### Correct Disposal of this product



This marking indicates that this product should not be disposed with other household wastes throughout the UK or the EU. To prevent possible harm to the environment or human health from uncontrolled waste disposal, recycle it responsibly to promote the sustainable reuse of material resources, or dispose your used device at your local recycling center.

## WARRANTY INFORMATION

The manufacturer provides warranty in accordance with the legislation of the customer's country of residence, with a minimum of 1 year warranty, starting from the date on which the appliance is sold to the customer. The warranty only covers defects in material or workmanship. When making a claim under the warranty, the original bill of purchase (with purchase date) must be submitted.

The warranty will not apply in cases of:

- Normal wear and tear.
- Incorrect use, e.g. overloading of the appliance, use of non-approved accessories.
- Use of force, damage caused by external influences.
- Damage caused by non-observance of the user manual, e.g. connection to an unsuitable mains supply or non-compliance with the installation instructions.
- Partially or completely dismantled appliances.

**REGISTER WARRANTY:** Register your product online at [www.bgepro.com/warranty](http://www.bgepro.com/warranty) within 14 days of purchase to validate your warranty. Note the model no. and serial no. for your product before registering. Proof of purchase is necessary for a warranty claim.



# 3-Tier Heated Clothes Airer & Fitting Cover Pack

## Instruction Manual



Model No: 543310

Size: 1510x730x750MM

Rating: 220-240V~,50Hz,300W

IP Degree: IP 44



## IMPORTANT SAFEGUARDS

1. Please read all instructions before using this product. And keep this safety instructions for your future reference.
2. Keep away from children and disable persons when using the product.
3. Always unplug the product when not in use.
4. Stop using the product if the plug or cord is damaged. Product should be replaced or repaired by a qualified professional.
5. For household use only. Do not use outdoors.
6. Never put the product into water in the bath or other water containers.
7. Do not use the power cord under the floor mats, the chute or carpet to avoid the danger of trip hazard.
8. Do not unplug the product by power cord, should hold the plug, not the cord.
9. Do not place any objects into vents and exhaust ports, as it may cause an electric shock, fire and damage the product.
10. Do not use in areas where gasoline, paints, or flammable liquids are used or stored.
11. Use this product strictly as description in this manual to avoid the cause of fire, electric shock, or injury to persons.
12. Children should be supervised to ensure that they do not play with the appliance.
13. Children, elderly people with limited mobility, people with physical, sensory or mental impairments and lack of experience and knowledge should be using the product under the care or guidance by person responsible for their safety.
14. Do not wrap the product in towels, quilts or heavy clothing when in use. Just lay the towels and quilts on the product.

## WARNING

This appliance is intended only for drying textiles washed in water. In order to avoid a hazard, please keep electrical appliances out of reach from children or infirm persons. Do not let such persons use the appliance without supervision. Do not connect the plug into a socket-outlet which is exposed to splashing water. The clothes dryer shall not be connected to covered socket outlets. This is not intended for use with an extension cord. Plug the cord directly into an appropriate wall receptacle. The clothes dryer must not be located immediately below a socket-outlet. To provide continued protection against risk of electric shock, connect to properly grounded outlets only. Please unplug it while not in use or before cleaning. Do not immerse in water.

## SPECIFICATION

Power Source: 220-240 VAC, 50Hz, Class I

Rating Power Input: 300W


Unit Size: 1520\*730\*750mm

Max load: 50kg


## OPERATING INSTRUCTIONS

Please read the installation instruction carefully to understand how to install the clothes rack.

1. Place the clothes rack on a level, dry surface to assemble.



2. Open the support legs.



3. Put down the shelves.



**Switch Button**

4. Plug in and Switch on the clothes rack.

## EU - Declaration of Conformity

BRIDGEPRO MANAGEMENT LTD, 85 GREAT PORTLAND STREET, LONDON W1W 7LT

This declaration of conformity is issued under the sole responsibility of the manufacturer BridgePro Management Ltd.

Product Name	Product Type	Product Part Number
BridgePro 3-Tier Heated Clothes Airer with Fitting Cover Pack	Airer	543310

Note: Serial number is stated on each product rating label.

The object of the declaration as described above is in conformity with the relevant Union harmonisation legislation:


Legislation	Title
2006/42/EC	Machinery Directive
2014/35/EU	Low Voltage Directive (LVD)
2014/30/EU	EMC Directive
2011/65/EU	RoHs Directive

For the evaluation of compliance, the following standards have been applied:

Machinery Directive	BS EN ISO 12100:2010 BS EN 809:1998+A1:2009	LVD	EN 60335-2-9:2003 + A1:2004 + A2:2006 + A12:2007 + A13:2010  EN 60335-1:2012 + A11:2014 + A13:2017+ A1:2019 + A14:2019 + A2:2019 + A15:2021
EMC	EN IEC 55014:2021 EN IEC 61000-3-2:2019+A1:2021 EN 61000-3-3:2013+A1:2019+A2:2021 EN IEC 55014-2:2021	RoHs	ROHS Directive (EU) 2015/863 2011/65/EU
EMF	EN 62233:2008		

I hereby declare that the equipment named above has been designed to comply with the relevant sections of the above referenced standards. The unit complies with all relevant essential requirements of the Union harmonisation legislation.

Signed for an on behalf on BridgePro Management Ltd.



London, England, 01/09/2022  
Director